

Z Club 92



Z-Info
3/2003 US

A lengthy in history of Z Club 92 seems to have a happy ending after all: The Club train. You, dear members have selected the track construction train of the "Mittelweserbahn". The contracts with Märklin are signed, and now we are waiting for delivery of the completed sets. Unfortunately, now we can not give an definite time frame, with the years goodies of 2002 and 2003 still not on their way to members. But still we think, the train will be a highlight of our collections.

The photo opposite should shorten the waiting time a bit. It shows one of the new Mittelweserbahn - V 60 locos in Oberhausen-Osterfeld in early Novem-



ber. The loco runs only since last summer for the MWB. Extensive track constructions for the S 9 from October to December in the "Ruhrgebiet"-area of western Germany resulted in much use of the MWB with different locos and cars.

The "Mittelweserbahn" has an informative webpage about their rolling stock at <http://www.mittelweserbahn.de/fancorner/fancorner.html>

We have wrestled with ourselves, if we should create the magazine in the way, that you can see now. The catalog of the advertising cars is an unduly large part of the problem. This is due to several different reasons. The main reason is the result of last year's poll. The majority of the members, many more that we thought, want the list, as an essential service of the club. Of course, we could have divided the compendium, like last year, over several issues, but for collectors the late publication of special products is a fact that makes collecting even more difficult. So we decided to publish the information that is on our desk without delay and dedicate this issue mainly to the collectors.

The latter have to suffer more than enough from our secretions of 1:1 trains, layouts and handicrafts (in modern written conversation a smily will be used at this place, to express that the last sentence is written with a wink).

AvH

COMPLETION FOR PAGES 4 - 7

In the last check of this issue we noticed, that we did not provide any information about Mikkelsen. To avoid the reconstruction of the magazine, here is the omitted data:

Claes Mikkelsen,
Am Furtbach 1,
CH-8106 Adlikon,
Telefon: +41 79 799 1246,
Internet: <http://www.mikkelsen.ch>,
E-mail: sales@mikkelsen.ch

ERRATUM

In Z-Info 1/2003, we presented Movie Train, a camera system for Z by Craft, Japan. Mr. Ikeda Hiroto pointed out, that the quoted price is really a bit over the top. Actually the real price of 85000 Yen is less than 10 percent of the written amount. Many thanks for the attention in the land of the rising sun, and sorry for the mistake.

AvH

**Italia**

Via Morgagni 15/2
I-41100 Modena
Fax +39 059 29 21 936

**Deutschland**

Postfach 13 01 01
D-44750 Bochum
Fax (0234) 54 00 10

**North America**

Distributed by Märklin Inc.
P.O. 510851, New Berlin
WI 53151, USA
Fax 414-784-1095

**Japan**

Distributed by HOBBYEXPRESS Ltd.
1-5 Eda Nishi 1-Chome, Aoba-Ku
Yokohama 225-0014, Japan
Fax 045-911-9607

**Internet**

<http://www.zclub92.com>
service@zclub92.com

Direttore Responsabile:

Nicola MalavasiNM

Stampato presso:

EFFEDUE s.r.l., I - 41100 Modena

Registrazione:

Tribunale di Modena
Nr. 1523 del 29.03.2000

Collaboratori:

Arnim v. HerffAvH
Johannes MaaßenJM
Frank MeekFM
Dieter NolteDN
Manfred WilhelmMW
Jens WimmelJW
Kai WüstermannKW
Thomas ZeebTZ

Z-Info is the magazin of Z-Club 92. It will be published four times per annum. Delivering is part of Club-membership. Z Club 92 tries to publish and sent it following this arrangement:

March	No. 1
June	No. 2
September	No. 3
Dezember	No. 4 incl. annual Club-car

There's no advertising in the magazine; we publish exclusively articles of technical relevance or for collectors. All material published is covered by copyright. Reproduction or re-publication is therefore prohibited without prior permission. Z Club 92 is always interested in readers views and invites all members to send in photos and articles for publication. We cannot, however guarantee that we will have space to publish all the material we receive. If you would like us to return your material we will do so gladly, although we are obliged to charge for mailing expenses. All articles must be accompanied by the name and address of the author and details of any relevant copyrights.


EDITORIAL	2
MIKKELSEN INTERNATIONAL.....	4
NEW ITEMS FROM HEICO	8
NEW ITEMS FROM KLEBEFALZ.....	9
SONDERMODELL ZETTSIITE	10
SWITCH WITH UNDER-TABLE MOTOR	11
MTL NEWS	12
DOEHLER & HAASS	13
KRÜGER	14
SAMMLER SERVICE	15
HERPA	31
CONTEST.....	31
Z-THEK	32

COVER

**Club Train**

Essentially you know the photo-montage of the work-train by MWB from the election-form to the Club Train. But know the decision is done and here is a bigger picture to give you a better impression about the coming models.

NM



MIKKELSEN INTERNATIONAL - SCANDINAVIAN Z-GAUGE

The manufacturer

Since July 2003 another producer of interesting products has widened the range of the Z-gauge items on the market. In a little Swiss village called Adlikon near Zurich Claes Mikkelsen produces 1:220 - models of the Danish, Norwegian and Swedish railroads with modern technology. Many models of northern Europe could be produced by using well known and tried Märklin - models through repainting and -lettering, which is really remarkable. Very important is the realization of complete train sets to get a realistic traffic from the start.


Above: Typical DSB - express train in the 50ties: The class Li-tra N with one CA and an AV coach.

At the beginning custom built models are meant for Claes Mikkelsen himself. The auction of a model at an online auctioneer called the attention of toget.dk, a Danish mail-order company. For offering small series of these models in the toget online - shop, the firm Mikkelsen International was founded. Toget.dk got the exclusive right to sell the models in Scandinavia. The rest of the world is delivered by Claes Mikkelsen directly.

As owner of the little firm Claes Mikkelsen does its own original research, production and marketing everything. This is a guarantee of fair prices and

Below: The Norwegian universal loco El 18. Model based on the SBB class Re 460.





good contact with customers. Shortly after founding the firm his models were uploaded on the Mikkelsen-homepage, where the latest information of his supply can be found. Mikkelsen now offers 3 locomotives, some coaches and DB - freightcars loaded with Danish containers. The series is not limited, the delivery is dependent on the availability of several basic models. Normally the most models are in stock. New series will be produced with various letterings. Each locomotive gets an authenticity certi-



cation with the serial number and information about the original.

Because of the expanding program, only an overview can be provided. Upcoming news will be reported in the following Z-info issues.

Forward look


Some more models based on Märklin-models should be realized soon. For example a Norwegian class Di 5 switcher, where 10 units are in use. The locomotives are adapted DB class 361 diesels. The four axle boxcars will be available in several versions of Scandinavian railroads.

Still in preparation is really sensational for friends of beautifully designed locomotives. The first entirely Mikkelsen development will be the Danish class MY, better known as NOHAB. These smart diesel locomotives with North American roots were widespread in Denmark and as class Di 3 in Norway and later

Above: Pre-series model of DSB class Litra T.

Left: First try for NSB class Di 5.

Below: DSB class Litra N. Untill 1960 ten pieces was in service.





used from several railroad companies in Europe. So there are many color versions possible and the use on Central European styled layouts is an option. At the moment 5 ex-NESB Di 3 are in use on the ore-Railroad Kiruna-Narvik by the private Ofotbanen AS company as helpers and for charter.

For the model construction Claes Mikkelsen wants to let slip in the experiences of another small manufacturer, that is why the locomotive probably will be a joint venture. We are excited!

It is once again remarkable, how the unquestionable continuing gaps of Z-scale products are discovered and filled by clever small manufacturers.

Let's hope that these nice Scandinavian models will be a great success in the circle of the Z-modellers.

JW





Above: NSB El 18 with its prominent design by Pininfarina.

Right: Pre-series model of coal-waggon by DSB.

Below: Even DSB class is a member of EuroSprinter family.





Container car and car for truck-trailers by DB loaded with Danish containers and changeable platforms for trucks. Caused by unrestricted use of freight cars between European railroad companies, a big part of goods-traffic in Denmark is done with DB-cars.

The train above consists of a commuter-train coach with bicycle-compartment and a type Bn. Express-coach type B is above this text in today's livery and below in colors of the sixties and seventies.



Bottom of the page shows a coach type CA from the fifties and sixties for inland traffic.



HEICO
MODELL


Steinschrotweg 7
D-96450 Coburg
Tel. 09563 / 5036-0, Fax 09563 / 307124

The company began its operations with loads for cargo wagons. Now they have a very wide range of items. They plan to expand their range, but they will not lose the focus on loads for cargo wagons. This year the following new items were introduced: "truck chassis under a tarpaulin" (item number in brackets: 22006), "part of blacksmith's shop" (22015), "reinforced concrete round arch supporting beam" (22314). The first and second are mostly useable for epoch III. The last one is still used today. The reinforced concrete supporting beams are also available in a longer version (22315). Heico recommends wagon type Snps 719 for the longer supporting beam, but they show wagon type Ress 687 in their pictures. The same applies to the "makeshift bridge parts Beto-max" (22832). Also, more in epoch III the "bundle briquettes" (22615) were transported on an O 10, for

Art. 22006



Art. 22015



Art. 22314



Art. 22315



Art. 22615



Art. 22832



Art. 12233



example.

The new items added to the program of brass construction kits are mostly used to equip factories and other industrial concerns. To view an example, you have to go through the "works gate with gatehouse" (12204). Behind the "metal tin gates" you will often find very interesting facilities. At such facilities you will see a "fire escape" and a "ladder with back support" (12243). You can also see a "Crane" (12233) and "metal tin girder bridge" (12242) outside the factory area.

AvH translation JM

Art. 12204



Klebefalz

On the ZClub92 mailing list many hot discussions about the pricing of our hobby are occurring. The discussion is now focusing on the accessories industry after the market-leading manufacturer has been discussed enough. You can see another bad trend in the exhibitions. There are often the same buildings mostly from southern Germany on the different model layouts.

A clever model-railroader from Aachen found a good solution for himself. He took his camera and tape measure to get the needed information to make paper-models of city houses. Every now and then, he got enquiries to make some additional paper models based upon word-of-mouth recommendations. So he decided to go the business way and he opened the business "Klebefalz".

Paper-models may not be a bad decision compared to regular plastic-models, as long as the design and the print are of good quality. You can even show some details better than in plastic. It is much better if you use the money saved for some metal-applications. It is understandable that city-buildings from Aachen are the main ones in the range of items at the moment. The models are made so that you are can put them together in any way you want and you each time you will have a closed front. Another range of items is the railroad-buildings from Dieringhausen. The well-known museum is located in some of these buildings.



This offers the possibility that they can build your special building. And they guarantee that your own building will not get into their normal programme.

AvH translation JM

Klebefalz

Prinz-Eugen-Straße 23, 52066 Aachen

Phone: +49 (0) 241 602 851




(Mon.- Fri. 13:00-17:00)

Fax: + 49 (0) 241 9610 9536

E-mail: georgkehren@t-online.de

Webpage: <http://www.klebefalz.de>

<<http://www.klebefalz.de/>>



It had to happen sometime. The various activities of a very active "Z"-modeler brought us to a conflict of interests. We determined to avoid that conflict by someone else writing about the activities of the "Z"-modeler. The person we are now writing about gets knowledge of this article at the same time as all of you, by reading this article.

So we have to announce the development of the first engine from the "Store Wimmel". Jens worked together with the manufacturer Mikkelsen to show a "SBB Re 460" with advertising for milk. This is not just a new print on the normal "Märklin" standard model. Jens is known as a "Betriebsbahner" and he has a fetish for detail, so he implemented some ideas to improve the model. The wheels are "brüniert"(burnished) and two wheels are equipped with traction tires. The traction tires are mounted diagonally so that electrical problems are minimized. It is no wonder that this engine is also available with a digital decoder when you think about Jens as a pioneer of digital-"Z". In the wooden box you will find a lot of bits and pieces like a "Jörger"-cleaning-felt and a replacement-traction tire. The price is not much above the normal Märklin-price. You can order that engine via the web page of Jens Wimmel.

Comment: you will hear some people complain "again another advertising engine and not even from Märklin". The answer to this can only be Märklin failed to bring out the funniest advertising engi-



ne as a "Z"-model. But who knows Jens knows that advertising is the point for him. But there will not be many more boring advertising engines from Jens. Jens showed us a new way to get the dream model on the tracks, so we wish Jens all the best and great success.

AvH translation by JM

Information:

<http://www.zettzeit.ch/Lovely.html>

order:

[mailto:jens@zettzeit.ch?subject= Re 460 Lovely](mailto:jens@zettzeit.ch?subject=Re%20460%20Lovely)




The switches Märklin are relatively slim compared with other model-turnouts. But its look is destroyed by the big mechanism-cases. I looked on the internet and found many solutions. But no one fits my purpose, so I developed my own. Here is my way.

Needed materials


- manual point (or broken electric one)
- N-scale switch-motor by Roco 22218 (I) oder 22219 (r)
- two countersunk screws M3 16mm
- two washers M3
- six nuts M3
- brass wire 0.5mm

How to do

1. Remove the cover of the mechanism and the wire-formed setting-spring.
2. Set the switch in straight direction. Carefully cut the mechanism-case with a fretsaw.
3. Remove the plastic below the tie which moves the frog carefully with a knife. Near the center of this tie drill a hole of 0.8 mm. Later the set-wire will be mounted there.




4. Lay the complete arrangement of points and tracks at your layout basis. On every turnout the exact middle of the frog-moving tie must be marked, as the middle-line of the straight track of the switch. Disassemble the arrangement.



5. 8.5 mm before and 70 mm behind the marking of the frog-moving tie mark the places for holes at the middle-line of the turnout. These are for mounting

the switch-motors.


6. Drill the holes for motor mounts 3 mm in diameter and the hole for the moving-tie 5 mm.
7. At the moving strap of the Roco motor, solder the brass wire. It becomes the set wire. Its length is determined in this way: thickness of your layout base plus 7mm.
8. The mounting holes at the Roco mechanism must




be widened to 3 mm diameter.

9. The countersunk screws are put into the mounting-holes of the base from above. Next follow a washer and a nut. A second nut is used to fix the first one.
 10. Mount all tracks and fix them (IMHO gluing is best choice).
 11. The Roco mechanism is mounted below the board with nuts. Maybe the set-wire needs some alignment.
 12. The setting-wire now needs now its final sizing. It should be only a little longer than the height of the frog-moving tie (too long - derailments, too short - loose connection to the point after first movement).
 13. Connect the electrical hookup and you are able to do the first tests.
- Annotation:
During ballasting of tracks no ballast should be allowed to go into the hole of the set-wire.

Volker Bastek




MICRO- TRAINS[®] LINE




MTL: #13624 Canadian/Canadien National

This 50' box car with plug doors was built in November 1964 by National Steel Car (NSC) as series 353000-353299. This series was built with running boards and tall ladders, and was serviced and renumbered to series 401000-401399 in 1966-67. Cars built after January 1967 had low height ladders and no running boards. The cars were serviced again December 1976 in the Winnipeg shops, Transcona, Manitoba.



MTL: #14119 Canadian National

This 40' standard box car with single Superior door is painted freight car red with white lettering and green maple leaf logo used by CN for 10 years between 1954 and 1964. It runs on Bettendorf trucks. The yellow door classifies this car "designated service", "For Clean Loading Only." Use of the yellow door predates the 1966 yellow disc practice for designated service. In future years this yellow door would signify a restriction to newsprint service.



MTL: #13703 Norfolk & Western

This 50' standard box car with double Youngstown doors is painted black with white logo and lettering. It was built in June 1960 and later serviced in September 1972. It runs on black roller bearing trucks. In early 1971 Norfolk & Western adopted a "new image" featuring a logo and reporting marks with no ampersands and plenty of black paint.



MTL: #14414 Union Pacific


This 39' single dome tank car is painted green with black lettering on the sides and end. It was serviced in January 1971 and runs on Bettenford trucks. This is a maintenance-of-way service tank car that supplies water to the railroad. Its TM classification indicates this tank car is equipped with a container that has AAR specification-approved welded seams.



08.2003

MTL: #14126 West India Fruit & Steamship Company

This 40' standard box car with single door is painted Pullman Green with yellow and green logo. It was built in January 1952 Florida East Coast Railway Co. of St. Augustine, Florida, and serviced in December 1954. This Class XM-2 box car comes from the 200-349 road series. Headquartered in Havana, Cuba, the WIF & SC, operated a railroad car ferry service between Palm Beach, Florida, and Havana, Cuba, during the Fulgen- cia Batista, pre-Fidel Castro times. The line was na- tionalized by Cuba in January 1, 1959. The car's her- ald utilizes one of the three different ship styles used by West India Fruit & Steamship Comp.




09.2003


MTL: #13730 Atchison, Topeka & Santa Fe

This 50' standard box car with operating double doors is painted Pullman Green with Dulux Gold let- tering and rides on black Archbar trucks. Two hun- dred 50' double door class FE 24 box cars in RD#Series 10000-10199, were delivered by Pull- mann-Standard in late 1941 and early 1942 for pas- senger express service. This car was one of the first 50' auto box cars for ATSF to wear the famous map/slogan scheme: 5 slogans in 40-car groups. The slogan was stenciled on one side with the sys- tems map on the other.


DOEHLER & HAASS



DHL micro 050 Anschlüsse für Litzen



DHL 101 Flachbandkabel



DHL 100 Anschlüsse für Litzen

The train to digitalize Z picks up more and more speed, because the producers new releases are more and more suitable for Z-sca- le.

Now it is time to get a view of the current supply. Doehler & Haass are the manufacturers of the Se- lectrix-decoders, which are also used by the other system sup- pliers. The heart of all the deco- ders we are talking about here, is an ASIC-Chip (Application Specific Integrated Circuit) with the dimen- sions of 2,3x2,9x0,3 mm. It is be made of 28000 components an especially created for using in mo- del railway locomotives.

The DHL 100 has allowed several

years the digitalizing of most Z-lo- cos. It has a capacity of 1 A and will be delivered in two versions: DHL 100 without wires, the nee- ded connections can be made with flexible single wires. The otherwise similar DHL 101 has a flat wire, but won 't be same good usable for us for reasons of space.

To upgrade locos with small avai- lable space, the DHL micro 050 was developed. The door to the di- gital word was been opened through this small 0.5 A - decoder for our biggest Z-scale worries. With the size 13,7x6,8x2 mm the smallest decoder it first caused some problems with the lights. Now, the DHL 055 will soon be de-

livered, which will solve the light problems and which was especially created for locomotives with LED- lighting.

Doehler & Haass

Steuerungssysteme GmbH

Reulandstraße 16

81377 München

Tel.: ++49 (0)89/345428

Fax: ++49 (0)89/7191881

You will always find vehicles for special purposes at the company Krüger Modellbau that makes the operation of your MRR an event. Here, we present some models for the parcel service. Today's German state-railway doesn't offer this service any longer and clears the way for trucks without competition.

"Leig"-wagons

At the times of Reichsbahn the concept of LEIG (Leichter Güterzug, means "light goodstrain") was developed to speed parcel-traffic. These special trains consisted of one ore more pairs of permanently coupled baggage- or goods-cars. Such a pair was connected with a bellows to make it possible to sort the goods during the ride.

First provisional pairs was used consisting of a three axled baggage car and a common piece-goods car. This unit is offered by Krüger as # Z 62106. The use was optically underlined due a special inscription and differed considerable from the rest of the train-roster.

The German Federal Railroads bought new built units for the LEIG-service (Krüger # Z 62112). These units were often used in passenger trains (for example: V 100 (loco of set Mä 81414) some 'Silberlinge' (Mä 8716, 8717) and a LEIG-unit).

Provisional goods-train baggage car

In the 1960's there was a lack of baggage cars for goods trains of the DB. Instead of an expensive program to buy new built cars it was decided to use passenger cars of type 'Donnerbüchse' which beco-



mes useless for their original purpose. The conversion was done only in fitting the cars with pithy inscriptions "Güterzug-Gepäckwagen" (goods-train baggage car). Krüger # Z 83031. The seats still existed, so the conductor could choose the best place-if it wasn't used for parcels.

AvH





D-W081520.004



Fun Start Set Geschmay/Albany



D-W081520.007

Fun Start Set Viessmann



D-W081520.009

Fun Start Set Adler



D-W081520.010

Fun Start Set Debitel



D-W081520.013

Fun Start Set Timken



D-W081520.015



Fun Koffer Voith



D-W081520.011 Fun Start Set 50 Jahre Baden-WV.



D-W081520.012

Fun Start Set Varta



Art. Nr.	Aufdruck	Datum	Anmerkungen
D-W 081520.004	Fun Start Set Geschmay/Albany	20.08.2001	
D-W 081520.007	Fun Start Set Viessmann	07.01.2002	
D-W 081520.008	Fun Start Set Europafoto	07.01.2002	kein Bild verfügbar
D-W 081520.009	Fun Start Set Adler	30.10.2002	
D-W 081520.010	Fun Start Set Debitel	25.04.2002	
D-W 081520.011	Fun Start Set 50 Jahre Baden-Württemberg	25.04.2002	
D-W 081520.012	Fun Start Set Varta	26.04.2002	
D-W 081520.013	Fun Start Set Timken	08.05.2002	
D-W 081520.015	Fun Koffer Voith	16.07.2002	



Item nr.	Description	Date	Note
D-W 081520.004	Fun Start Set Geschmay/Albany	20.08.2001	
D-W 081520.007	Fun Start Set Viessmann	07.01.2002	
D-W 081520.008	Fun Start Set Europafoto	07.01.2002	picture not available
D-W 081520.009	Fun Start Set Adler	30.10.2002	
D-W 081520.010	Fun Start Set Debitel	25.04.2002	
D-W 081520.011	Fun Start Set 50 Years Baden-Württemberg	25.04.2002	
D-W 081520.012	Fun Start Set Varta	26.04.2002	
D-W 081520.013	Fun Start Set Timken	08.05.2002	
D-W 081520.015	Fun Box Voith	16.07.2002	



Art. Nr.	Descrizione	Data	Note
D-W 081520.004	Gruppo di Partenza per Divertimento Geschmay/Albany	20.08.2001	
D-W 081520.007	Gruppo di Partenza per Divertimento Viessmann	07.01.2002	
D-W 081520.008	Gruppo di Partenza per Divertimento Europafoto	07.01.2002	foto non disponibile
D-W 081520.009	Gruppo di Partenza per Divertimento Adler	30.10.2002	
D-W 081520.010	Gruppo di Partenza per Divertimento Debitel	25.04.2002	
D-W 081520.011	Gruppo di Partenza per Divert. 50 anni Baden-Württemberg	25.04.2002	
D-W 081520.012	Gruppo di Partenza per Divertimento Varta	26.04.2002	
D-W 081520.013	Gruppo di Partenza per Divertimento Timken	08.05.2002	
D-W 081520.015	Confezione per Divertimento Voith	16.07.2002	



D-W081520.016



Fun Koffer E-Klasse



D-W081520.014

Fun Start Set Airplane



D-W081520.018

Fun Start Set Varta II



D-W081520.017

Fun Koffer Philips



D-W081562.005

Startpackung Märklin/Steiff



D-W082822.009

Güterwagen-Set Krombacher



Art. Nr.	Aufdruck	Datum	Anmerkungen
D-W 081520.014	Fun Start Set Airplane	22.05.2002	
D-W 081520.016	Fun Koffer E-Klasse	01.08.2002	
D-W 081520.017	Fun Koffer Philips	25.10.2002	
D-W 081520.018	Fun Start Set Varta II	09.12.2002	
D-W 081562.005	Startpackung Märklin/Steiff	01.10.2002	
D-W 082822.009	Güterwagen-Set Krombacher	30.07.2002	



Item nr.	Description	Date	Note
D-W 081520.014	Fun Start Set Airplane	22.05.2002	
D-W 081520.016	Fun Box E-Klasse	01.08.2002	
D-W 081520.017	Fun Box Philips	25.10.2002	
D-W 081520.018	Fun Start Set Varta II	09.12.2002	
D-W 081562.005	Start Set Märklin/Steiff	01.10.2002	
D-W 082822.009	Freight-car-Set Krombacher	30.07.2002	



Art. Nr.	Descrizione	Data	Note
D-W 081520.014	Gruppo di Partenza per Divertimento Airplane	22.05.2002	
D-W 081520.016	Confezione per Divertimento E-Klasse	01.08.2002	
D-W 081520.017	Confezione per Divertimento Philips	25.10.2002	
D-W 081520.018	Gruppo di Partenza per Divertimento Varta II	09.12.2002	
D-W 081562.005	Gruppo di Partenza Märklin/Steiff	01.10.2002	
D-W 082822.009	Gruppo di carri merci Krombacher	30.07.2002	



D-W082823.002

Wagenset Varta



D-W08600.012

Kühlwagen Aufbau + B



D-W08600.124 Kühlwagen Mini-Club 1972-2002



D-W08600.125

Kühlwagen Thüringentag 2002



D-W08600.127 Kühlwagen Stutt. Weihnachtsmarkt



D-W08600.126

Kühlwagen Zeppelin Museum



D-W08600.128

Kühlwagen SLS Micro



D-W08600.129

Kühlwagen Asenkerschbaumer



D-W08600.131

Kühlwagen Adler



D-W08600.132

Kühlwagen Herbsthäuser



Art. Nr.	Aufdruck	Datum	Anmerkungen
D-W 082823.002	Wagenset Varta	26.04.2002	
D-W 08600.012	Kühlwagen Aufbau + B	07.01.2002	
D-W 08600.102	Kühlwagen Wiesen-Mühle	07.01.2002	kein Bild verfügbar
D-W 08600.122	Kühlwagen Borland	06.02.2002	kein Bild verfügbar
D-W 08600.123	Kühlwagen Stammtisch Untereschbach	25.02.2002	kein Bild verfügbar
D-W 08600.124	Kühlwagen Mini-Club 1972-2002	20.03.2002	
D-W 08600.125	Kühlwagen Thüringentag 2002	13.05.2002	
D-W 08600.126	Kühlwagen Zeppelin Museum	12.06.2002	
D-W 08600.127	Kühlwagen Stuttgarter Weihnachtsmarkt	28.06.2002	
D-W 08600.128	Kühlwagen SLS Micro	03.07.2002	
D-W 08600.129	Kühlwagen Asenkerschbaumer	23.09.2002	
D-W 08600.130	Kühlwagen Philips	25.10.2002	Siehe Bild Fun Start Set
D-W 08600.131	Kühlwagen Adler Edelcreme	04.11.2002	
D-W 08600.132	Kühlwagen Herbsthäuser	05.11.2002	



Item nr.	Description	Date	Note
D-W 082823.002	Car-Set Varta	26.04.2002	
D-W 08600.012	Refrigerator-car Aufbau + B	07.01.2002	
D-W 08600.102	Refrigerator-car Wiesen-Mühle	07.01.2002	picture not available
D-W 08600.122	Refrigerator-car Borland	06.02.2002	picture not available
D-W 08600.123	Refrigerator-car Stammtisch Untereschbach	25.02.2002	picture not available
D-W 08600.124	Refrigerator-car Mini-Club 1972-2002	20.03.2002	
D-W 08600.125	Refrigerator-car Thüringentag 2002	13.05.2002	
D-W 08600.126	Refrigerator-car Zeppelin Museum	12.06.2002	
D-W 08600.127	Refrigerator-car Stuttgarter Weihnachtsmarkt	28.06.2002	
D-W 08600.128	Refrigerator-car SLS Micro	03.07.2002	
D-W 08600.129	Refrigerator-car Asenkerschbaumer	23.09.2002	
D-W 08600.130	Refrigerator-car Philips	25.10.2002	See Photo Fun Start Set
D-W 08600.131	Refrigerator-car Adler Edelcreme	04.11.2002	
D-W 08600.132	Refrigerator-car Herbsthäuser	05.11.2002	



Art. Nr.	Descrizione	Data	Note
D-W 082823.002	Gruppo di carri Varta	26.04.2002	
D-W 08600.012	Carro frigorifero Aufbau + B	07.01.2002	
D-W 08600.102	Carro frigorifero Wiesen-Mühle	07.01.2002	foto non disponibile
D-W 08600.122	Carro frigorifero Borland	06.02.2002	foto non disponibile
D-W 08600.123	Carro frigorifero Stammtisch Untereschbach	25.02.2002	foto non disponibile
D-W 08600.124	Carro frigorifero Mini-Club 1972-2002	20.03.2002	
D-W 08600.125	Carro frigorifero Thüringentag 2002	13.05.2002	
D-W 08600.126	Carro frigorifero Zeppelin Museum	12.06.2002	
D-W 08600.127	Carro frigorifero Stuttgarter Weihnachtsmarkt	28.06.2002	
D-W 08600.128	Carro frigorifero SLS Micro	03.07.2002	
D-W 08600.129	Carro frigorifero Asenkerschbaumer	23.09.2002	
D-W 08600.130	Carro frigorifero Philips	25.10.2002	Vedi foto gruppo di part.
D-W 08600.131	Carro frigorifero Adler Edelcreme	04.11.2002	
D-W 08600.132	Carro frigorifero Herbsthäuser	05.11.2002	



D-W08612.034



Kesselwagen JBuilder



D-W08612.033 Kesselwagen Piasten-Cadbury



D-W08617.107 Containerwagen Piasten-Carisma



D-W08617.105



Containerwagen DGEG BR 55



D-W08617.106



Container Faszination Modellbau 2002



D-W08617.108

Containerwagen MHI 2002



Art. Nr.	Aufdruck	Datum	Anmerkungen
D-W 08610.006	Niederbordwagen SAP	31.01.2002	kein Bild verfügbar
D-W 08612.033	Kesselwagen Piasten-Cadbury	15.08.2002	
D-W 08612.034	Kesselwagen JBuilder	14.11.2002	
D-W 08617.102	Harzer Modellbahnzentrum	07.01.2002	kein Bild verfügbar
D-W 08617.103	Containerwagen W 02-02-02 M	07.01.2002	kein Bild verfügbar
D-W 08617.104	Containerwagen DGEG Triebwagen	07.02.2002	kein Bild verfügbar
D-W 08617.105	Containerwagen DGEG BR 55	07.02.2002	
D-W 08617.106	Containerwagen Faszination Modellbau 2002	08.03.2002	
D-W 08617.107	Containerwagen Piasten-Carisma	15.08.2002	
D-W 08617.108	Containerwagen MHI 2002	05.09.2002	



Item nr.	Description	Date	Note
D-W 08610.006	Low side car SAP	31.01.2002	picture not available
D-W 08612.033	Tank-car Piasten-Cadbury	15.08.2002	
D-W 08612.034	Tank-car JBuilder	14.11.2002	
D-W 08617.102	Harzer Modellbahnzentrum	07.01.2002	picture not available
D-W 08617.103	Container-car W 02-02-02 M	07.01.2002	picture not available
D-W 08617.104	Container-car DGEG Engine-car	07.02.2002	picture not available
D-W 08617.105	Container-car DGEG BR 55	07.02.2002	
D-W 08617.106	Container-car Faszination Modellbau 2002	08.03.2002	
D-W 08617.107	Container-car Piasten-Carisma	15.08.2002	
D-W 08617.108	Container-car MHI 2002	05.09.2002	



Art. Nr.	Descrizione	Data	Note
D-W 08610.006	Carro a sponde basse SAP	31.01.2002	foto non disponibile
D-W 08612.033	Carro cisterna Piasten-Cadbury	15.08.2002	
D-W 08612.034	Carro cisterna JBuilder	14.11.2002	
D-W 08617.102	Harzer Modellbahnzentrum	07.01.2002	foto non disponibile
D-W 08617.103	Carro contenitore W 02-02-02 M	07.01.2002	foto non disponibile
D-W 08617.104	Carro contenitore DGEG Motrice	07.02.2002	foto non disponibile
D-W 08617.105	Carro contenitore DGEG BR 55	07.02.2002	
D-W 08617.106	Carro contenitore Faszination Modellbau 2002	08.03.2002	
D-W 08617.107	Carro contenitore Piasten-Carisma	15.08.2002	
D-W 08617.108	Carro contenitore MHI 2002	05.09.2002	



D-W08617.109 Containerwagen Wolff & Müller



D-W08617.110 Containerwagen IHRO



D-W08617.111



Containerwagen Borland



D-W08617.112



Containerwagen Optima



D-W08617.113 Containerwagen Kugler



D-W08617.114 Containerwagen Inova



D-W08657.043



Schiebewandwagen Goldenbaum/Jung



D-W08657.044



Schiebewandwagen Bad Wildungen




Art. Nr.	Aufdruck	Datum	Anmerkungen
D-W 08617.109	Containerwagen Wolff & Müller	25.10.2002	
D-W 08617.110	Containerwagen IHRO	05.11.2002	
D-W 08617.111	Containerwagen Borland	14.11.2002	
D-W 08617.112	Containerwagen Optima	15.11.2002	
D-W 08617.113	Containerwagen Kugler	15.11.2002	
D-W 08617.114	Containerwagen Inova	15.11.2002	
D-W 08657.043	Schiebewandwagen Goldenbaum/Jung	03.07.2002	
D-W 08657.044	Schiebewandwagen Bad Wildungen	26.08.2002	



Item nr.	Description	Date	Note
D-W 08617.109	Container-car Wolff & Müller	25.10.2002	
D-W 08617.110	Container-car IHRO	05.11.2002	
D-W 08617.111	Container-car Borland	14.11.2002	
D-W 08617.112	Container-car Optima	15.11.2002	
D-W 08617.113	Container-car Kugler	15.11.2002	
D-W 08617.114	Container-car Inova	15.11.2002	
D-W 08657.043	Sliding wall boxcar Goldenbaum/Jung	03.07.2002	
D-W 08657.044	Sliding wall boxcar Bad Wildungen	26.08.2002	



Art. Nr.	Descrizione	Data	Note
D-W 08617.109	Carro contenitore Wolff & Müller	25.10.2002	
D-W 08617.110	Carro contenitore IHRO	05.11.2002	
D-W 08617.111	Carro contenitore Borland	14.11.2002	
D-W 08617.112	Carro contenitore Optima	15.11.2002	
D-W 08617.113	Carro contenitore Kugler	15.11.2002	
D-W 08617.114	Carro contenitore Inova	15.11.2002	
D-W 08657.043	Carro a pareti scorrevoli Goldenbaum/Jung	03.07.2002	
D-W 08657.044	Carro a pareti scorrevoli Bad Wildungen	26.08.2002	



D-W08661.072

Weinachten 2001



D-W098010

Niederbordwagen Conrad



D-W098040

Containerwagen Promotionservice



D-W098039

Kühlwagen Sauerländer Winter



D-W098042

Kühlwagen Ährenexpresß



D-W098043

Fun Start Set Circus Krone



D-W098047

Kühlwagen Völklinger Hütte



D-W098044

Glaskesselwagen Hansen Rum



D-W098046

Containerw. Weihnachten PMS 2002




Art. Nr.	Aufdruck	Datum	Anmerkungen
D-W 08661.068	Güterwagen InterModellBau	11.04.2002	kein Bild verfügbar
D-W 08661.072	Weinachten 2001	25.12.2001	
D-W 098010	Niederbordwagen Conrad	07.01.2002	kein Bild verfügbar
D-W 098039	Kühlwagen Sauerländer Winter	07.01.2002	
D-W 098040	Containerwagen Promotionservice	07.01.2002	
D-W 098041	Containerwagen Spielwarenmesse	07.01.2002	
D-W 098042	Kühlwagen Ährenexpres	22.01.2002	
D-W 098043	Fun Start Set Circus Krone	14.03.2002	
D-W 098044	Glaskesselwagen Hansen Rum	03.06.2002	
D-W 098046	Containerwagen Weihnachten PMS 2002	03.07.2002	
D-W 098047	Kühlwagen Völklinger Hütte	04.07.2002	



Item nr.	Description	Date	Note
D-W 08661.068	Freight-car InterModellBau	11.04.2002	picture not available
D-W 08661.072	Christmas-car 2001	25.12.2001	
D-W 098010	Low side car Conrad	07.01.2002	picture not available
D-W 098039	Refrigerator-car Sauerländer Winter	07.01.2002	
D-W 098040	Container-car Promotionservice	07.01.2002	
D-W 098041	Container-car Spielwarenmesse	07.01.2002	
D-W 098042	Refrigerator-car Ährenexpres	22.01.2002	
D-W 098043	Fun Start Set Circus Krone	14.03.2002	
D-W 098044	Glass-Tank-car Hansen Rum	03.06.2002	
D-W 098046	Container-car Christmas PMS 2002	03.07.2002	
D-W 098047	Refrigerator-car Völklinger Hütte	04.07.2002	



Art. Nr.	Descrizione	Data	Note
D-W 08661.068	Carro merci InterModellBau	11.04.2002	foto non disponibile
D-W 08661.072	Carro di Natale 2001	25.12.2001	
D-W 098010	Carro a sponde basse Conrad	07.01.2002	foto non disponibile
D-W 098039	Carro frigorifero Sauerländer Winter	07.01.2002	
D-W 098040	Carro contenitore Promotionservice	07.01.2002	
D-W 098041	Carro contenitore Spielwarenmesse	07.01.2002	
D-W 098042	Carro frigorifero Ährenexpres	22.01.2002	
D-W 098043	Gruppo di Partenza per Divertimento Circus Krone	14.03.2002	
D-W 098044	Carro cisterna di vetro Hansen Rum	03.06.2002	
D-W 098046	Carro contenitore di Natale PMS 2002	03.07.2002	
D-W 098047	Carro frigorifero Völklinger Hütte	04.07.2002	



D-W098045

Miniclub Sonderpackung Porsche




D-W098049

Wagenset Erdal




D-W098052

Bremserhausw. Brinkhoff's Godzilla



D-W098053

Bremserhausw. Brinkhoff's Arbeiter



D-W098054

Bremserhausw. Brinkhoff's Bogart



D-W098055

Containerwagen Promotionservice II



Art. Nr.	Aufdruck	Datum	Anmerkungen
D-W 098045	Miniclub Sonderpackung Porsche	28.06.2002	
D-W 098048	Kühlwagen Circus Krone	22.10.2002	Siehe Bild Fun Start Set
D-W 098049	Wagenset Erdal	12.08.2002	
D-W 098052	Bremserhauswagen Brinkhoff's Godzilla	29.08.2002	
D-W 098053	Bremserhauswagen Brinkhoff's Arbeiter	29.08.2002	
D-W 098054	Bremserhauswagen Brinkhoff's Bogart	29.08.2002	
D-W 098055	Containerwagen Promotionservice II	30.12.2002	



Item nr.	Description	Date	Note
D-W 098045	Miniclub Special-Set Porsche	28.06.2002	
D-W 098048	Refrigerator-car Circus Krone	22.10.2002	See Photo Fun Start Set
D-W 098049	Car-Set Erdal	12.08.2002	
D-W 098052	Brakesman's cabin-car Brinkhoff's Godzilla	29.08.2002	
D-W 098053	Brakesman's cabin-car Brinkhoff's Arbeiter	29.08.2002	
D-W 098054	Brakesman's cabin-car Brinkhoff's Bogart	29.08.2002	
D-W 098055	Container-car Promotionservice II	30.12.2002	



Art. Nr.	Descrizione	Data	Note
D-W 098045	Confezione Speciale Miniclub Porsche	28.06.2002	
D-W 098048	Carro frigorifero Circus Krone	22.10.2002	Vedi Foto Gruppo di Part.
D-W 098049	Gruppo di carri Erdal	12.08.2002	
D-W 098052	Carro con garitta per il frenatore Brinkhoff's Godzilla	29.08.2002	
D-W 098053	Carro con garitta per il frenatore Brinkhoff's Arbeiter	29.08.2002	
D-W 098054	Carro con garitta per il frenatore Brinkhoff's Bogart	29.08.2002	
D-W 098055	Carro contenitore Promotionservice II	30.12.2002	



D-W081520.021

Fun Start Set Allgaier



D-W081520.022

Fun Start Set Europa Park



D-W08617.115

Containerwagen Focus Infocom



D-W08617.116

Containerwagen Moba-Treff



D-W08661.073

Güterwagen Riegeler



D-W08661.074 Güterwagen Z Club 92 Moba-Treff



D-W08600.133

Kühlwagen Schaku



D-W08600.136

Kühlwagen Poissons



D-W098056

Fun Start Set Conrad



D-W098057



Containerwagen-Set Conrad



Art. Nr.	Aufdruck	Datum	Anmerkungen
D-W 081520.019	Fun Start Set "50 Jahre MHD"	28.02.2003	kein Bild verfügbar
D-W 081520.020	Fun Start Set Hapag-Lloyd	28.02.2003	kein Bild verfügbar
D-W 081520.021	Fun Start Set Allgaier	11.03.2003	
D-W 081520.022	Fun Start Set Europa-Park	23.04.2003	
D-W 08600.133	Kühlwagen Schaku	07.02.2003	
D-W 08600.134	Kühlwagen 50 Jahre Baden-Württemberg	14.02.2003	Siehe Bild Fun Start Set
D-W 08600.135	Kühlwagen Allgaier	11.03.2003	Siehe Bild Fun Start Set
D-W 08600.136	Kühlwagen Poissons	25.04.2003	
D-W 08617.115	Containerwagen Focus Infocom	31.01.2003	
D-W 08617.116	Containerwagen Moba-Treff Dankeschön	10.02.2003	
D-W 08661.073	Güterwagen Riegeler	23.02.2003	
D-W 08661.074	Güterwagen Z Club 92 Moba-Treff	15.04.2003	
D-W 098056	Fun Start Set Conrad	10.01.2003	
D-W 098057	Containerwagen-Set Conrad	10.01.2003	



Item nr.	Description	Date	Note
D-W 081520.019	Fun Start Set "50 Jahre MHD"	28.02.2003	picture not available
D-W 081520.020	Fun Start Set Hapag-Lloyd	28.02.2003	picture not available
D-W 081520.021	Fun Start Set Allgaier	11.03.2003	
D-W 081520.022	Fun Start Set Europa-Park	23.04.2003	
D-W 08600.133	Refrigerator-car Schaku	07.02.2003	
D-W 08600.134	Refrigerator-car 50 Years Baden-Württemberg	14.02.2003	See Photo Fun Start Set
D-W 08600.135	Refrigerator-car Allgaier	11.03.2003	See Photo Fun Start Set
D-W 08600.136	Refrigerator-car Poissons	25.04.2003	
D-W 08617.115	Container-car Focus Infocom	31.01.2003	
D-W 08617.116	Container-car Moba-Treff Dankeschön	10.02.2003	
D-W 08661.073	Freight-car Riegeler	23.02.2003	
D-W 08661.074	Freight-car Z Club 92 Moba-Treff	15.04.2003	
D-W 098056	Fun Start Set Conrad	10.01.2003	
D-W 098057	Container-car-Set Conrad	10.01.2003	



Art. Nr.	Descrizione	Data	Note
D-W 081520.019	Gruppo di Partenza per Divertimento "50 Jahre MHD"	28.02.2003	foto non disponibile
D-W 081520.020	Gruppo di Partenza per Divertimento Hapag-Lloyd	28.02.2003	foto non disponibile
D-W 081520.021	Gruppo di Partenza per Divertimento Allgaier	11.03.2003	
D-W 081520.022	Gruppo di Partenza per Divertimento Europa-Park	23.04.2003	
D-W 08600.133	Carro frigorifero Schaku	07.02.2003	
D-W 08600.134	Carro frigorifero 50 anni Baden-Württemberg	14.02.2003	Vedi Foto Gruppo di Part.
D-W 08600.135	Carro frigorifero Allgaier	11.03.2003	Vedi Foto Gruppo di Part
D-W 08600.136	Carro frigorifero Poissons	25.04.2003	
D-W 08617.115	Carro contenitore Focus Infocom	31.01.2003	
D-W 08617.116	Carro contenitore Moba-Treff Dankeschön	10.02.2003	
D-W 08661.073	Carro merci Riegeler	23.02.2003	
D-W 08661.074	Carro merci Z Club 92 Moba-Treff	15.04.2003	
D-W 098056	Gruppo di Partenza per Divertimento Conrad	10.01.2003	
D-W 098057	Gruppo di carri contenitori Conrad	10.01.2003	

For a long time the availability of different street-vehicles has been a common problem in Z. In best cases you'll get types from the eighties. A well-known producer in other scales developed a modern truck in Z as a load for the annual truck of Märklin Magazin in HO. The model shows a type Actros by Daimler Chrysler. In the mean time, the first single

models arrived on the market, independent of the special offer by Märklin Magazin. It is told that Herpa wants to enter the Z market with a product line and this truck is the first experiment. So asking the producer or your local hobby shop could demonstrate the interest of Z sealers to continue this strategy.

Text: Avh, Photo: Thomas Mekelburg



CONTEST

Some of the most interesting initiatives of the Z Club 92 are the competitions in every issue of the "Z-Info". Subject of the competitions are themes in the world of railroading. The competitions are open to all members. We present awards to three participants of our choice. The jury is formed of the board and the president of the club. The decision is final. Each winner receives one of the hundred G 10 "Riegler Bier" cars exclusively produced for Z Club 92. Prior winners are allowed to enter subsequent competitions. To participate in a competition, please send your entries in an envelope or parcel marked with the relevant number of the competition to the Z Club 92 at the following address:

Z Club 92, "Wettbewerb Nr. X", Postfach 13 01 01, 44750 Bochum
(At place of "X", the number of the relevant competition has to be placed)

Competition 3/2003
closing date: 30.04.2004
(Date as per postmark)

The number of available items in Z is continuously growing. But there are still many gaps of offerings in the market. So many innovative Z scalers build their own accessories. In the past few years the Z railroad vehicle producers on kitchen-tables got the chance to present their work here. This time we want to see the

results of Z-architects and -building contractors. In this way you get the possibility to win one of the coveted special-cars. Please send us pictures of your self-constructed buildings (not the models themselves) with a description (at least a list of points) of the development- and construction-process.

Not anymore brand new, but still a smart idea are the track bed kits. A double side adhesive tape is used to fix the track. Ballast, which is available in three versions (bright #21502/L/medium #21502/M/dark #21502/D), will finish the track bed. Highlight in the supply of all manufacturers is the rolling stock. Lajos Thek has reached this level in a



remarkable short time. Based on a modified Märklin 88051 chassis is the electric baggage railcar ET 194 of the German national railway constructed in brass. The picture shows a hand made pre-production model, but meanwhile production started. The first series of fifty models will be offered as finished model. Dependent of the upcoming demand other versions and kits - pre-assembled or in parts - should be available later.

Distribution occurs exclusive by his website: www.zthek.com.

Carsten Leuters already had remarked this in the last issue, but due to some inquiries we even now present here two examples of the dioramas with pictures. They could be integrated into the landscape

pe as 'modules'. On the top the beer garden (Nr. 21302), below, the picnic by the lake which catches the experts' eyes with the opened tailgate of the VW Passat.

On top of it Lajos Thek offers sidewalk kits and center strips for streets, and we have already noted to the available trees.

As a free download you can get a kit drawing of a timber-framed house, for printing and assembling: <http://www.zthek.com/id18.htm>.

NM

